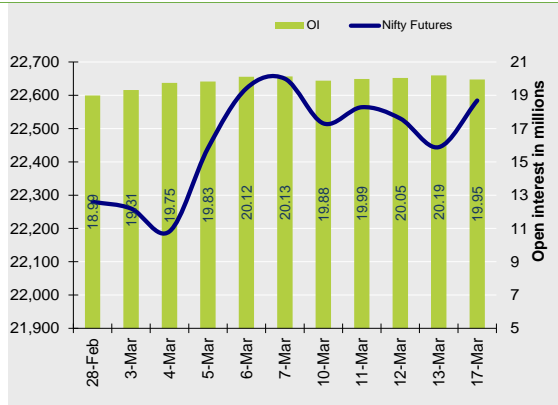


Nifty Snapshot

	Close	Prv Cl.	Ab chg	% chg
Spot	22,508.75	22,397.20	111.55	0.50
Futures	22,584.30	22,444.25	140.05	0.62
OI(ml shr)	19.95	20.19	-0.24	-1.20
Vol (lots)	76821	72581	4240	5.84
COC	75.55	47.05	28.50	60.6
PCR-OI	1.05	1.02	0.03	2.4

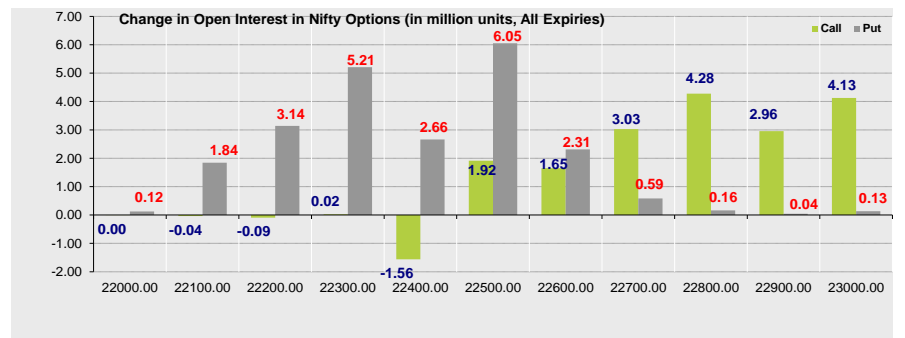
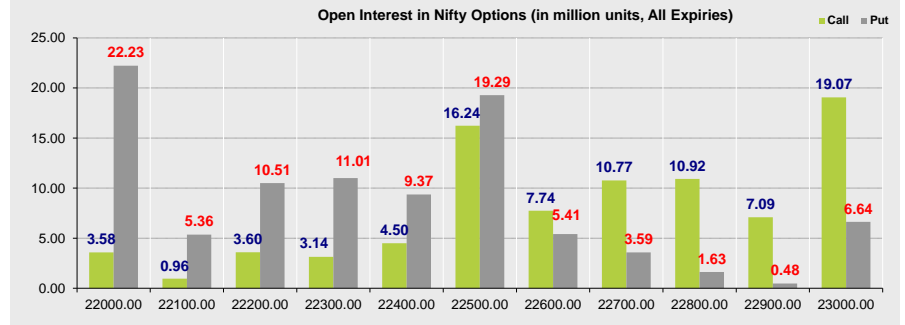
Nifty Futures Price v/s OI



Summary

- Indian markets closed on positive note where buying was mainly seen in Automobiles, Pharmaceuticals, Banking Sectors. Nifty Mar Futures closed at 22584.30 (up 140.05 points) at a premium of 75.55 pts to spot.
- FII's were net sellers in Cash to the tune of 4488.45 Cr and were net buyers in index futures to the tune of 1899.27 Cr.
- India VIX increased by 1.01% to close at 13.42 touching an intraday high of 14.10.

Open Interest in Nifty Options:



- The above second chart shows previous trading day's change in Nifty options where Addition in OI were seen in 22800, 22700, 22600 strike Calls and at 22300, 22400, 22500, 22600 strike Puts indicating market is likely to remain positive in the near term.
- Highest OI build-up is seen at 23000 strike Calls and 22000 strike Puts, to the tune of 19.07mn and 22.23mn respectively.

Outlook on Nifty:

Index is likely to open on a gap up note today and is likely to remain positive during the day.

Institutional Activity in previous trading session

(in Rs cr.)	Buy	Sell	Net
Index Futures	3213.96	1314.69	1899.27
Index Options	710502.26	697045.59	13456.67
Stock Futures	16100.02	12763.71	3336.31
Stock Options	55459.38	57212.51	-1753.13
FII Cash	11,262.99	15,751.44	-4,488.45
DII Cash	12,726.10	6,725.50	6,000.60

Net FII Activity (in Rs cr.)

Date	Idx Fut	Stk Fut	Idx Opt	Cash
17-Mar	1899.3	3336.3	13456.7	-4488
13-Mar	-144.0	-2006.5	-75274.1	-793
12-Mar	-822.6	585.9	-8066.5	-1628
11-Mar	80.2	621.6	20229.4	-2824
10-Mar	-501.7	-1304.0	6245.6	-485
7-Mar	-277.6	-1642.5	15742.1	-2035

Technical Pivot (Intraday):

	S2	S1	PIVOT	R1	R2
NIFTY	22420	22500	22585	22670	22755
BANKNIFTY	48090	48290	48440	48635	48785

(Price is in Rs; OI is in million units; Price chg and OI chg are in percentage) **NB RESEARCH**

Fresh Longs seen in:

Scrip	Price	Price chg	OI	OI Chg
POLICYBZR	1358.6	2.2	7.4	14.1
FINNIFTY	23576.7	1.1	0.1	12.1
BAJAJFINSV	1877.6	3.6	19.2	11.6

Fresh Shorts seen in:

Scrip	Price	Price chg	OI	OI Chg
MFSL	1045.6	-0.8	7.3	10.3
TATATECH	628.1	-0.9	4.7	6.0
AUBANK	493.6	-2.1	27.2	5.8

Short Covering seen in:

Scrip	Price	Price chg	OI	OI Chg
RAMCOCEM	833.6	3.7	5.9	-5.8
NIFTYNXT50	59531.4	0.9	0.1	-5.3
KEI	3115.4	2.5	1.3	-5.1

Long Unwinding seen in:

Scrip	Price	Price chg	OI	OI Chg
CDSL	1061.4	-0.7	13.0	-2.9
BEL	280.1	-0.1	100.9	-1.6
BANDHANBNK	138.6	-0.8	96.5	-1.2

NIFTY50 Options OI (CE OI = Resistance) (PE OI = Support)			
Symbol	Highest CE OI	Highest PE OI	CMP
ADANIPTS	1200	1100	1140
ADANIENT	2600	2600	2260
ASIANPAINT	2300	2200	2226
AXISBANK	1050	1000	1035
BAJAJ-AUTO	8000	7000	7506
BAJAJFINSV	1900	1800	1878
BAJFINANCE	9000	8000	8588
BHARTIARTL	1700	1600	1640
BPCL	270	260	261
BRITANNIA	5000	4100	4682
CIPLA	1500	1240	1495
COALINDIA	395	450	387
DIVISLAB	6000	4700	5687
DRREDDY	1200	1100	1151
EICHERMOT	5100	4800	5067
GRASIM	2420	2400	2407
HCLTECH	1600	1400	1546
HDFCBANK	1800	1700	1715
HDFCLIFE	700	550	631
HEROMOTOCO	4000	3100	3501
HINDALCO	700	620	683
HINDUNILVR	2300	2100	2173
ICICIBANK	1300	1200	1273
ITC	420	400	409
INDUSINDBK	750	600	678

NIFTY50 Options OI (CE OI = Resistance) (PE OI = Support)			
Symbol	Highest CE OI	Highest PE OI	CMP
INFY	1700	1500	1592
IOC	130	100	124
JSWSTEEL	1020	1000	1009
KOTAKBANK	2000	1900	1994
LT	3250	3100	3183
LTIM	4800	4300	4366
M&M	3000	2500	2706
MARUTI	12000	11500	11558
NESTLEIND	2240	2100	2177
NTPC	340	310	333
ONGC	240	220	230
POWERGRID	280	260	268
RELIANCE	1300	1200	1244
SBILIFE	1500	1400	1439
SBIN	800	700	725
SUNPHARMA	1680	1600	1706
TATACONSUM	1000	900	944
TATAMOTORS	700	600	662
TATASTEEL	155	140	152
TCS	3800	3500	3510
TECHM	1600	1400	1445
TITAN	3200	3000	3024
ULTRACEMCO	11000	10400	10556
UPL	640	610	628
WIPRO	300	240	260

OI against MWPL

Symbol	MWPL	Open Interest	Limit for next day	% OI
INDUSINDBK	120801433	135574000	Ban	112%
HINDCOPPER	65482129	61275950	Ban	94%
SAIL	289139949	265152000	Ban	92%
ANGELONE	11629844	10290800	757551	88%
BSE	21145594	18172125	Ban	86%
MANAPPURAM	109606743	91932000	Ban	84%
AARTIIND	41800237	34517000	5193225	83%
GRANULES	29658038	23992000	4183136	81%
BSOFT	32732991	25809000	5287341	79%
BANDHANBNK	193371093	151429600	32272938	78%
CDSL	35530000	26341000	7412500	74%
CANBK	672420574	495605250	143194295	74%
CHAMBLFERT	31728204	22917800	7223993	72%
PNB	687763516	495176000	158199340	72%
BANKBARODA	372635498	256288500	97715223	69%
LTF	168347815	115739818	44190606	69%
NMDC	689383367	468990000	185924198	68%
ABCAPITAL	162341346	109287900	44936378	67%
POLYCAB	11116953	7308625	3252480	66%
RBLBANK	121553638	79492500	35983456	65%
ADANIENT	60081955	38954700	18123157	65%
ABFRL	121576670	77090000	38407836	63%
LICHSGFIN	60244101	37491000	19740895	62%
MGL	13335005	8263200	4405054	62%
PEL	24051388	14638500	8210318	61%
IDEA	8405889130	5019200000	2966394673	60%
IDFCFIRSTB	1384634147	790927500	524474939	57%
NATIONALUM	178967755	100845000	69174367	56%
MCX	10180563	5684800	3986734	56%
BHEL	256482590	138447750	105210710	54%
RECLTD	249446067	132501000	104472763	53%
IEX	177847885	94297500	74657990	53%
DLF	128335464	67993200	53925490	53%

OI against MWPL

Symbol	MWPL	Open Interest	Limit for next day	% OI
BIOCON	93979873	49730000	39550879	53%
HFCL	184840304	97545750	78052538	53%
LAURUSLABS	78059655	40711600	33445072	52%
EXIDEIND	91809066	47725200	39493412	52%
ACC	16266067	8132700	7320063	50%
TATACHEM	31601465	15753650	14267741	50%
CONCOR	55081874	27321000	25006780	50%

Derivative Recommendations:

Stock Name	Call (Buy/Sell)	Entry price	Targets	Stop Loss	Duration	Status
ZOMATO Future	Sell	204.5	190	212	1-2 Days	Open
BEL Future	Sell	278.5	260	288	1-2 Days	Open
PRESTIGE 1100PE	Buy	27.4	44	18	1-2 Days	Open

FROM THE EQUITY DERIVATIVE DESK:

NIRAV HARISH CHHEDA
AVP - DERIVATIVES AND TECHNICAL RESEARCH
E-Mail: nirav.chheda@nirmalbang.com
Tel no: 6273-8199/8000

AMIT BHUPTANI
SNR.DERIVATIVES AND TECHNICAL RESEARCH ANALYST
E-Mail: amit.bhuptani@nirmalbang.com
Tel no: 6273-8242/8000

DISCLOSURES

Research Reports that are published by Nirmal Bang Securities Private Limited (hereinafter referred to as "NBSPL") are for private circulation only. NBSPL is a registered Research Analyst under SEBI (Research Analyst) Regulations, 2014 having Registration no. INH000001766. NBSPL is also a registered Stock Broker with National Stock Exchange of India Limited, BSE Limited, Metropolitan Stock Exchange of India Limited, Multi Commodity Exchange of India Limited, National Commodity and Derivative Exchange Limited and Indian Commodity Exchange Limited in cash and Equity and Commodities derivatives segments.

NBSPL has other business divisions with independent research teams separated by Chinese walls, and therefore may, at times, have different or contrary views on stocks and markets.

NBSPL or its associates have not been debarred / suspended by SEBI or any other regulatory authority for accessing / dealing in securities Market. NBSPL, its associates or analyst or his relatives do not hold any financial interest (Except Investment) in the subject company. NBSPL or its associates or Analyst do not have any conflict or material conflict of interest at the time of publication of the research report with the subject company. NBSPL or its associates or Analyst or his relatives may or may not hold beneficial ownership of 1% or more in the subject company at the end of the month immediately preceding the date of publication of this research report.

NBSPL or its associates / analyst has not received any compensation / managed or co-managed public offering of securities of the company covered by Analyst during the past twelve months. NBSPL or its associates have not received any compensation or other benefits from the company covered by Analyst or third party in connection with the research report. Analyst has not served as an officer, director or employee of Subject Company. NBSPL / analyst has not been engaged in market making activity of the subject company.

Analyst Certification: The research analysts and authors of these reports, hereby certify that the views expressed in this research report accurately reflects my/our personal views about the subject securities, issuers, products, sectors or industries. It is also certified that no part of the compensation of the analyst(s) was, is, or will be directly or indirectly related to the inclusion of specific recommendations or views in this research. The analyst(s) principally responsible for the preparation of this research report and has taken reasonable care to achieve and maintain independence and objectivity in making any recommendations.

DISCLAIMER

This report is for the personal information of the authorized recipient and does not construe to be any investment, legal or taxation advice to you. NBSPL is not soliciting any action based upon it. Nothing in this research shall be construed as a solicitation to buy or sell any security or product, or to engage in or refrain from engaging in any such transaction. In preparing this research, we did not take into account the investment objectives, financial situation and particular needs of the reader.

This research has been prepared for the general use of the clients of NBSPL and must not be copied, either in whole or in part, or distributed or redistributed to any other person in any form. If you are not the intended recipient you must not use or disclose the information in this research in any way. Though disseminated to all the customers simultaneously, not all customers may receive this report at the same time. NBSPL will not treat recipients as customers by virtue of their receiving this report. This report is not directed or intended for distribution to or use by any person or entity resident in a state, country or any jurisdiction, where such distribution, publication, availability or use would be contrary to law, regulation or which would subject NBSPL & its group companies to registration or licensing requirements within such jurisdictions.

The report is based on the information obtained from sources believed to be reliable, but we do not make any representation or warranty that it is accurate, complete or up-to-date and it should not be relied upon as such. We accept no obligation to correct or update the information or opinions in it. NBSPL or any of its affiliates or employees shall not be in any way responsible for any loss or damage that may arise to any person from any inadvertent error in the information contained in this report. NBSPL or any of its affiliates or employees do not provide, at any time, any express or implied warranty of any kind, regarding any matter pertaining to this report, including without limitation the implied warranties of merchantability, fitness for a particular purpose, and non-infringement. The recipients of this report should rely on their own investigations.

This information is subject to change without any prior notice. NBSPL reserves its absolute discretion and right to make or refrain from making modifications and alterations to this statement from time to time. Nevertheless, NBSPL is committed to providing independent and transparent recommendations to its clients, and would be happy to provide information in response to specific client queries.

Before making an investment decision on the basis of this research, the reader needs to consider, with or without the assistance of an adviser, whether the advice is appropriate in light of their particular investment needs, objectives and financial circumstances. There are risks involved in securities trading. The price of securities can and does fluctuate, and an individual security may even become valueless. International investors are reminded of the additional risks inherent in international investments, such as currency fluctuations and international stock market or economic conditions, which may adversely affect the value of the investment. Opinions expressed are subject to change without any notice. Neither the company nor the director or the employees of NBSPL accept any liability whatsoever for any direct, indirect, consequential or other loss arising from any use of this research and/or further communication in relation to this research. Here it may be noted that neither NBSPL, nor its directors, employees, agents or representatives shall be liable for any damages whether direct or indirect, incidental, special or consequential including lost revenue or lost profit that may arise from or in connection with the use of the information contained in this report.

Copyright of this document vests exclusively with NBSPL. Our reports are also available on our website www.nirmalbang.com